



## Fotografische Dokumentation:

- 01 Lernmaterialien
- 02 Lernmaterialien
- 03 Ausschnitt aus Schubladensystem
- 04 Kreativer Umgang mit Geomaterial
- 05 Experimente mit der Waage
- 06 Ergebnis aus eigener Aufgabestellung ( 4.Stufe)
- 07 Geo-Brick mit Kontrollblatt – unterschiedlicher Fortschritt
- 08 In die Arbeit mit Geo-Brick vertieft
- 09 Kaufen und verkaufen
- 10 Kaufen und verkaufen
- 11 Immer 4
- 12 Hunderter in 10-Schritten erobern
- 13 Malaufgaben legen
- 14 Bauen nach Plänen( nach Prof. Dr.Peter H.Maier)
- 15 Interkulturelles Mandala aus Bausteinen





1	2	3	4	5	6	7	8	9	10
11	12	13	14	15	16	17	18	19	20
21	22	23	24	25	26	27	28	29	30
31	32	33	34	35	36	37	38	39	40
41	42	43	44	45	46	47	48	49	50
51	52	53	54	55	56	57	58	59	60
61	62	63	64	65	66	67	68	69	70
71	72	73	74	75	76	77	78	79	80
81	82	83	84	85	86	87	88	89	90
91	92	93	94	95	96	97	98	99	100

2  
5  
8  
6

Wehrfritz

1.2=2  
2.2=4  
3.2=6  
4.2=8  
5.2=10

6.2=12  
7.2=14  
8.2=16  
9.2=18  
10.2=20

14 8  
4 2  
6 18

1 x 1 Mühlen  
Lük

Lernschlüssel  
Little Professor  
Magimixer  
Puz  
Schla

Rechenbücher  
Arbeitsblätter

Geobrick  
Baupläne  
Anagram

Rechenmaschine  
Zehnerbrett  
Zehner | Einer

Fädelknöpfe  
Perlen

Messen

Rechenräder  
Lernscheiben

Lernspiele  
Signal / Pyramid


Rechenwürfel (100)  
Steckbrett

Plättchen  
○ △ □

Bauklötze

Bauklötze





















4


KT + CH  
FIND  
D  
V  
C




mal



$3 \cdot 2$



$5 \cdot 1$





$2 \cdot 4$




mal


$3 \cdot 3$






$1 \cdot 6$



$3 \cdot 4$




$4 \cdot 2$



$2 \cdot 5$





NEW YORK  
BEAST  
GIVE  
GUNS  
IT'S  
FOR

		2	
	3		
4			

3	2	1	
2			
1			

