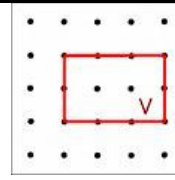
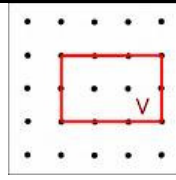
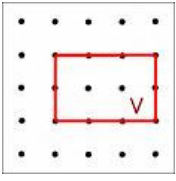
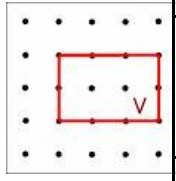
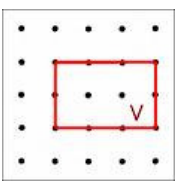
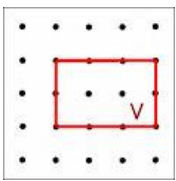
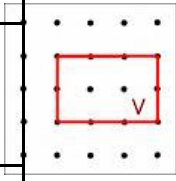
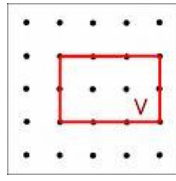
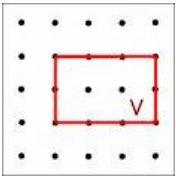
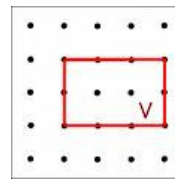
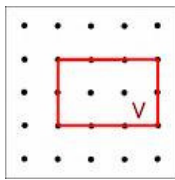
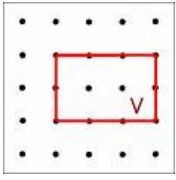
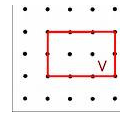
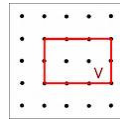
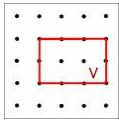


5. Geometrietag – Laufzettel:

Name:.....

| | |
|---|--|
| Station 1: Lerne dein GOBRETT kennen | |
| Station 2: Formen erkennen und spannen | |
| Station 3: Figuren spiegeln | |
| Station 4: Namen spannen | |
| Station 5: Partnerarbeit – Figuren erfinden | |
| Station 6: Kurze und lange Wege | |
| Station 7: Mathematik | |
| Station 8: Deutsch | |
| | |
| | |

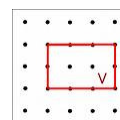
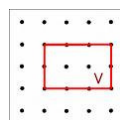
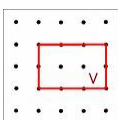


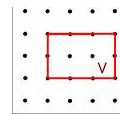
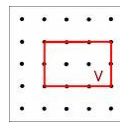
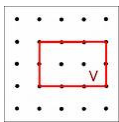


Station 1

Lerne dein Geobrett kennen!

- *Nimm dein GEOBRETT und ein Buch!
- *Schreibe deinen Namen ins Buch und klebe ein Namensschild auf das Geobrett.
- *Löse die Aufgabe auf den Seiten 2–4



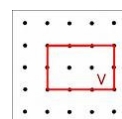
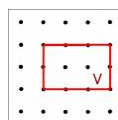
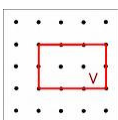


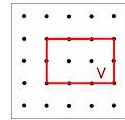
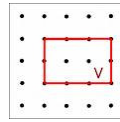
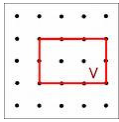
Station 2

Formen erkennen und spannen!

- * Schlag dein Buch auf Seite 8 auf.
- * Wähle von den Figuren 10 aus, die du auf dem Geobrett spannst und nachzeichnest!

ACHTUNG! Vergiss nicht, die Nummer dazuschreiben!

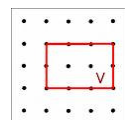
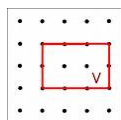
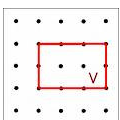


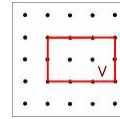
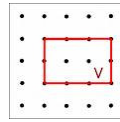
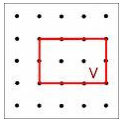


Station 3

Figuren spiegeln

- * Schlage dein Buch auf Seite 32 auf:
- * Wähle mindestens 6 Figuren aus, die du auf deinem Geobrett zuerst spannst und dann an der angegebenen Achse spiegelst.
- * Zeichne das Spiegelbild in das Buch ein!

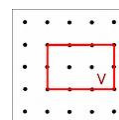
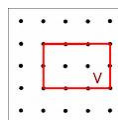
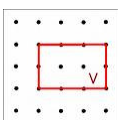


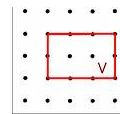
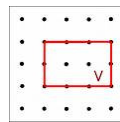
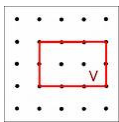


Station 4

Namen spannen!

- * Jedem Punkt wird ein Buchstabe zugeordnet.!
- * Spanne Namen von Personen, Dingen, Pflanzen oder Tieren auf deinem Brett und zeichne die Figuren in die Skizze! (z.B.: I G E L)
(Zeichne auf Seite 11)

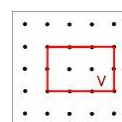
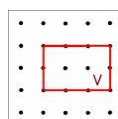
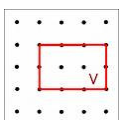


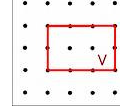
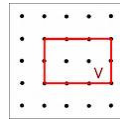
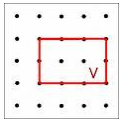


Station 5

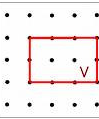
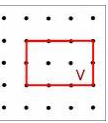
Partnerarbeit—Figuren erfinden

- * Suche dir einen Partner!
- * Zeichnet abwechselnd Figuren und sagt sie dem Partner an, der sie spannt!
- * Vergleicht eure Ergebnisse!
- * Zeichnet die Figuren auf die Seite 6!



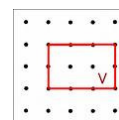
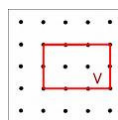
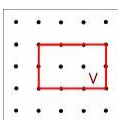
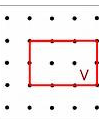
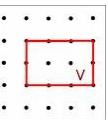


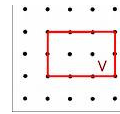
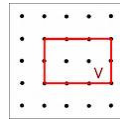
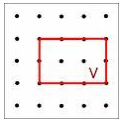
Station 6



Kurze und lange Wege

- * Schlage des Buch auf Seite 12 auf!
- * Zeichne verschiedene Wege von A nach B! (mindestens 4)
- * Markiere selbst 2 Punkte, die du verschieden spannst! (Seite 13)
- * Wenn du möchtest, kannst du auf den Seiten 14 und 15 weiterarbeiten!

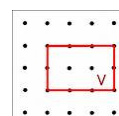
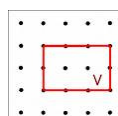
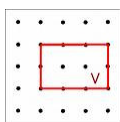
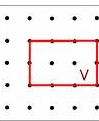
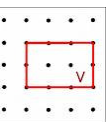
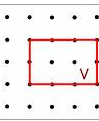
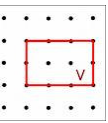




Station 7

Mathematik

* Nimm dir ein Arbeitsblatt und rechne im SÜ - Heft



Station 8

Deutsch

