

# Anhang 1: SchülerInnenarbeiten

Auf den folgenden Seiten sieht man Beispiele zu den Themen „Zahlen suchen“, „zählen“  
und „Zahlen aufschreiben“.

AMT Zahlen im Schulhaus 11.9.09

1 2 3 4 5 6 7 8 9 10 11 12


---

122   133   144   2009

106   107   108   196

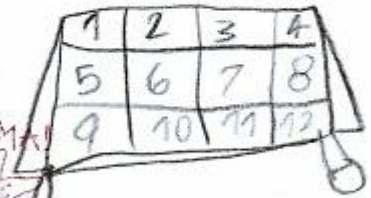
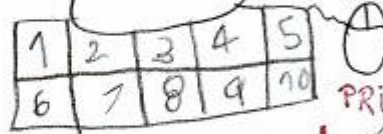
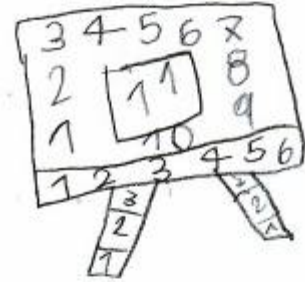
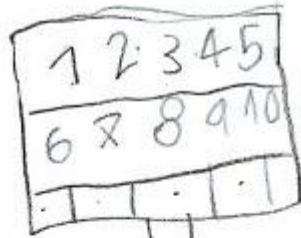


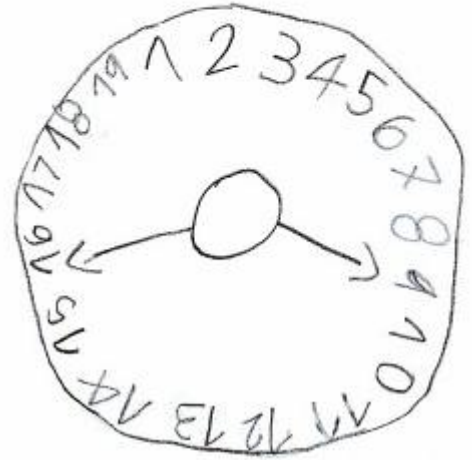

197   198   184   185

186   196   44   43



# Zahlen zu Hause








11. 9. 09



Debbie

23.9.09

### Wir zählen Dinge in der Klasse


	Striche	Zahl
		6
		5
		1
		2
		6
		PRIMA!  5

11.2.10

Partnerarbeit: Wir zählen im Schulhaus

Sarah L.

Land



Super!



# Wir zählen zu Hause

6 \* Sessel 

3 \* Blumen 

4 \* Türe 

**SUPER!**

3 \* Lampen 

5 \* Käse 

4 \* Vasen 

3 \* Schultaschen 




3 \* Puppen 

	1
	2
	3
	4

2 \*  Balloon

 1  
 2  
 3

4 \*  Handys

 1  
 2  
 3

 1  
 2  
 3

5 \* 

Kasten

**SUPER!**

Debbie

Sevki

Partnerarbeit 18.3.10

Würfel-Strichliste			Name:		
	S	D	S	D	

18.3.10

Debbie  
Name

Zähl die Striche und schreib die richtige Zahl daneben!

|||| || 7

|||| ||| ||| ||| ||| 78

|||| ||| 9

|||| ||| ||| 14

|||| ||| | 77

|||| ||| ||| | 76

|||| ||| ||| 13

|||| ||| ||| ||| 79

|||| ||| || 72

|||| ||| ||| || 77

|||| ||| ||| 75

|||| ||| ||| ||| 20

Schreib selbst!

|||| ||| ||| ||| ||| 20    ||| ||| 10

|||| ||| ||| 15

|||| ||| ||| ||| ||| 137

Dienstag, 15. Juni 2010.

Schätzen + zählen

Vanessa	Dilbara
66	100

118

Holzwürfel

Vanessa	Dilbara
99	100

300

Vanessa	Dilbara
30	600

100



76.6.10 ~~10~~ ~~8~~ 28

10 ← (9) 10  
(5)

→ (1) → 7  
(2) →

Name LEVKIC

Zirkeltraining 20 (7)  
K

05 (6)  
↑



08 (5)  
K

30 → 21 (4)  
(3)



AUSTIN 16.6.70

Sta. 520

Sta. 67

Sta. 772

Zirkeltraining

Sta. 879

Sta. 917

Sta. 7072

Sta. 723

Sta. 240

Sta. 330

Sta. 443

nah

10.3.10

**Lieblingstier**

Austin
Mande
Fabian
Fredy
Michi
Tanja
Hannes
Benji
Karli
Gabi
Lukas
Dani
Opa
Patrick
Noah



Hund

Susi
Lena
Lina
Julia
Oma
Sonja
Lara
Diana
Sara L.
Caroline
Lisa
Vanessa
Debbie



Katze

Petra
Isabella
Gritti
Mimi
Lara



Pferd

Richard
Lobias
Moritz



Vogel

Robin
Curtis
Herbert



Fisch

Melanie
Mario
Florian
Niki
Serki

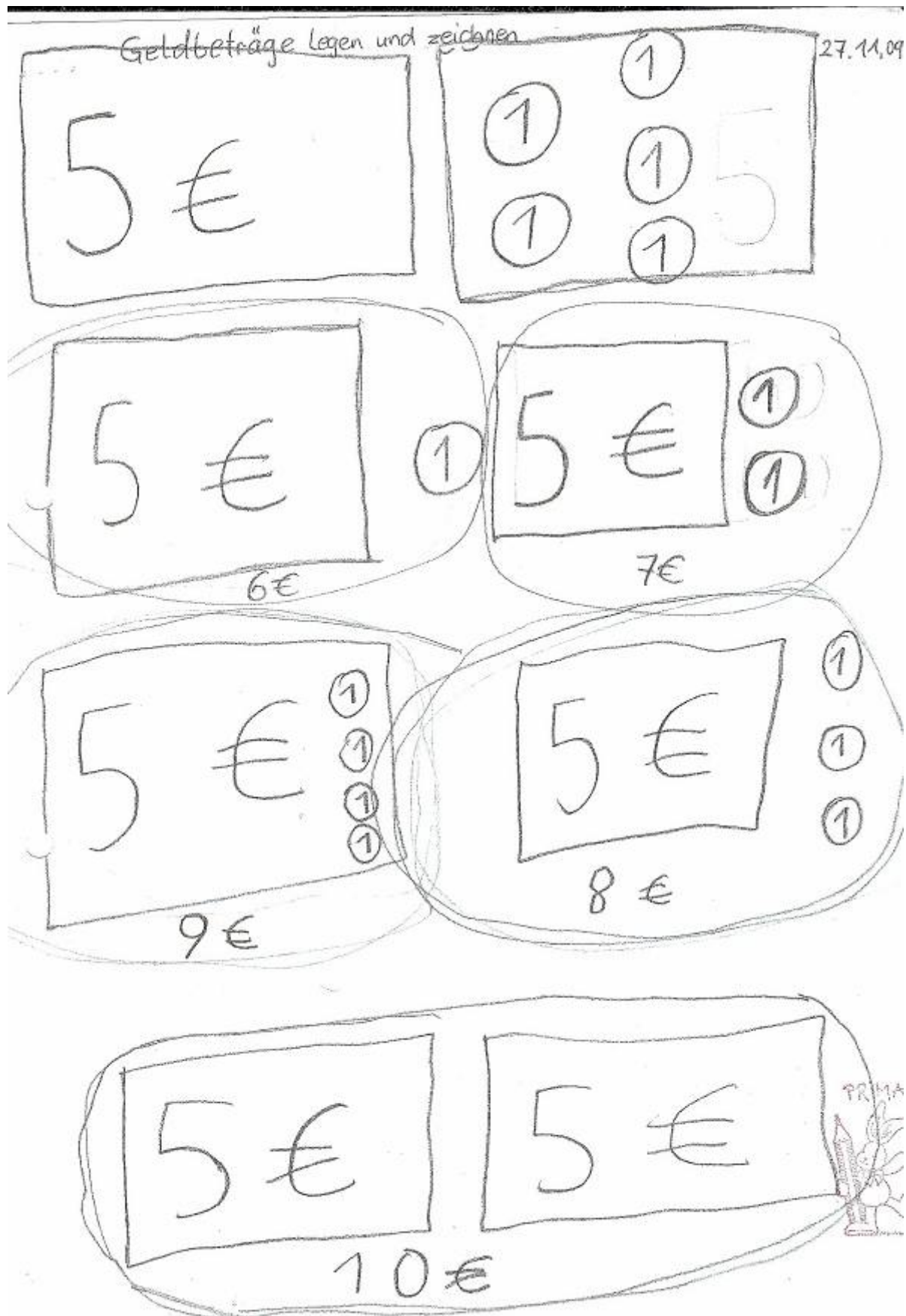


Hamster



5  
3  
3  
5  
13  
19

Auf den folgenden Seiten sieht man Beispiele zum Themenbereich „Geld“.



# Münzen

28. 4. 10



2€



1€



50c



20c



10c



5c



2c



1c



2€

50c 50c 50c 20c 10c 10c 10c ✓

1€ 50c 10c 20c 20c ✓

2€ ✓


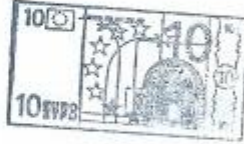


1€ 1€ ✓





Immer 20€

20.5.10



27.5.10

# Einkaufen



2€




70€



7€

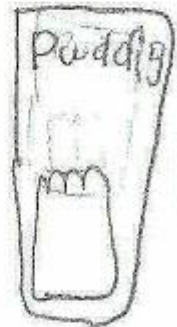
$$2€ + 70€ + 7€ = 79€$$



2€



5€



2€

$$2€ + 5€ + 2€ = 9€$$

Hunde =



5€

$$5€ + 0€ = 5€$$

futter

21.5.10

# Einkaufen



10€

Äpfel



5€

Kirsche



4€

$$10\text{€} + 5\text{€} + 4\text{€} = 19\text{€}$$

---

Salat



5€

Pizza



5€

Tomaten



4€

$$5\text{€} + 5\text{€} + 4\text{€} = 14\text{€}$$

---

Servietten



10€

Kerzen



5€

Mais



5€

$$10\text{€} + 5\text{€} + 5\text{€} = 20\text{€}$$

---

Gurken



1€

Mineralwasser



2€



Blumen

5€

$$1\text{€} + 2\text{€} + 5\text{€} = 8\text{€}$$

---

Vase



3€

Orangen



5€

Maus




10€

$$3\text{€} + 5\text{€} + 10\text{€} = 18\text{€}$$



Rechengeschichten

10.6.10




72€

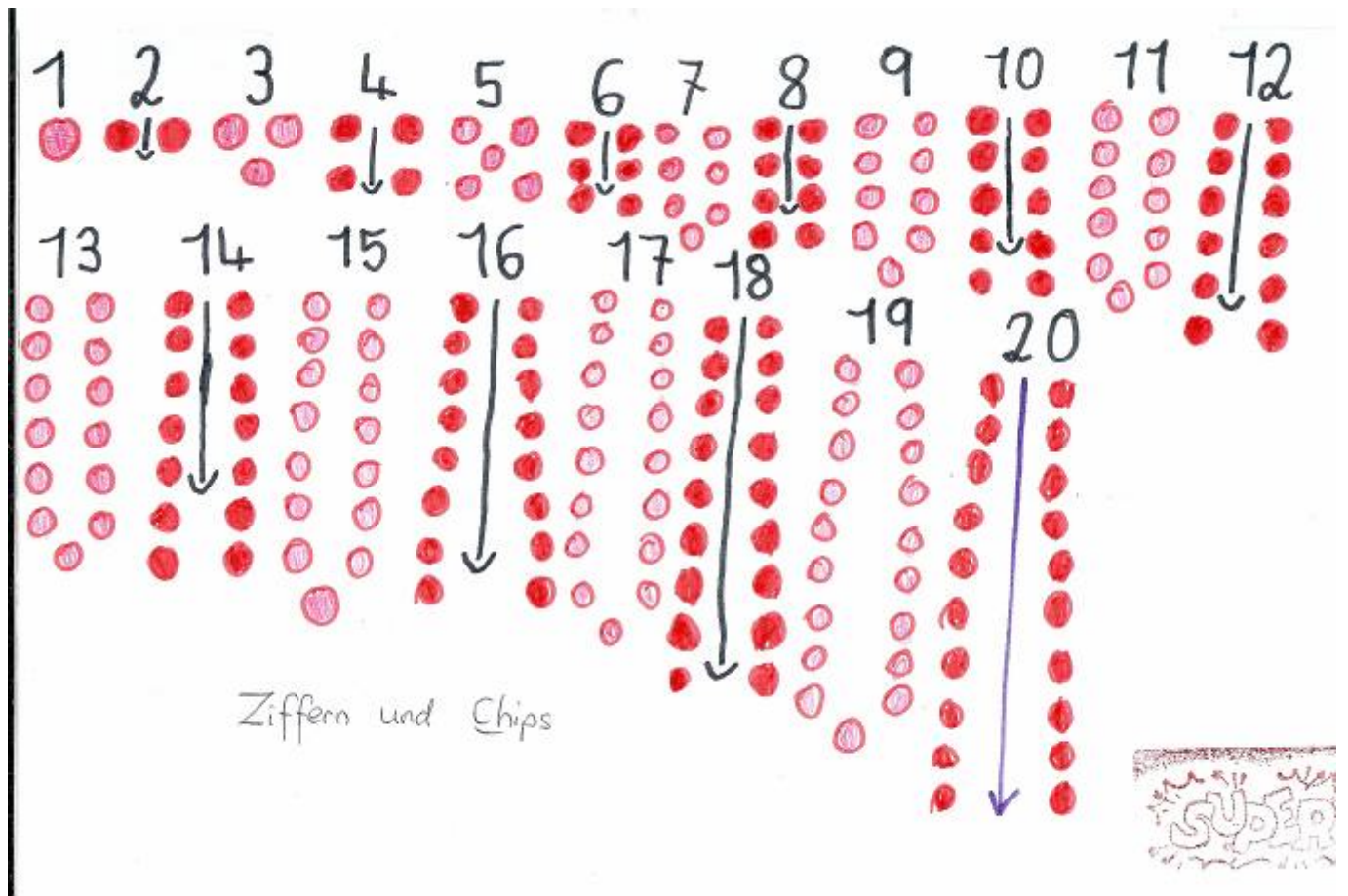
Fahr = Schein	Fahr = Schein	Fahr = Schein	Fahr = Schein	Fahr = Schein
1	1	1	1	1
2	2	2	2	2
3	3	3	3	3
4	4	4	4	4
(2€)	(2€)	(2€)	(1€)	(2€)
(20)	(20)	(20)	(20)	(20)

11€

Beispiele für Zeichnungen, die die Kinder im Anschluss an die Arbeit mit einem Montessori-Material angefertigt haben.







Dazu sprechen die Kinder: „Bei eins kann man nicht durchfahren, bei zwei kann man durchfahren ...“ Darum hat das Kind einen Pfeil durch die geraden Zahlen gezeichnet.

# Quadrat ketten

- 1 ✓
- 2 ✓
- 4 ✓

- 1
- 2
- 3
- 6
- 9

- 1
- 2
- 3
- 4
- 8
- 12
- 16 ✓

- 1
- 2
- 3
- 4
- 5
- 8
- 10
- 15
- 20
- 25

- 1
- 2
- 3
- 4
- 5
- 6
- 7
- 8
- 9
- 10
- 11
- 12
- 13
- 14
- 15
- 16
- 17
- 18
- 19
- 20
- 21
- 22
- 23
- 24
- 25
- 26
- 27
- 28
- 29
- 30
- 31
- 32
- 33
- 34
- 35
- 36

1  
2  
3  
4  
5  
6  
7  
8  
9  
10  
11  
12  
13  
14  
15  
16  
17  
18  
19  
20  
21  
22  
23  
24  
25  
26  
27  
28  
29  
30  
31  
32  
33  
34  
35  
36

- 1
- 2
- 3
- 4
- 5
- 6
- 7
- 8
- 9 ✓
- 10
- 11
- 12
- 13
- 14
- 15
- 16
- 17
- 18 ✓
- 19
- 20
- 21
- 22
- 23
- 24
- 25
- 26
- 27 ✓
- 28
- 29
- 30
- 31
- 32
- 33
- 34
- 35
- 36
- 37
- 38
- 39
- 40
- 41
- 42
- 43
- 44
- 45
- 46
- 47
- 48
- 49
- 50
- 51
- 52
- 53
- 54
- 55
- 56

- 1
- 2
- 3
- 4
- 5
- 6
- 7
- 8
- 9
- 10
- 11
- 12
- 13
- 14
- 15
- 16
- 17
- 18
- 19
- 20
- 21
- 22
- 23
- 24
- 25
- 26
- 27
- 28
- 29
- 30
- 31
- 32
- 33
- 34
- 35
- 36
- 37
- 38
- 39
- 40
- 41
- 42
- 43
- 44
- 45
- 46
- 47
- 48
- 49
- 50
- 51
- 52
- 53
- 54
- 55
- 56
- 57
- 58
- 59
- 60
- 61
- 62
- 63
- 64 ✓

- 1
- 2
- 3
- 4
- 5
- 6
- 7
- 8
- 9
- 10
- 11
- 12
- 13
- 14
- 15
- 16
- 17
- 18
- 19
- 20 ✓
- 21
- 22
- 23
- 24
- 25
- 26
- 27
- 28
- 29
- 30
- 31
- 32
- 33
- 34
- 35
- 36
- 37
- 38
- 39
- 40
- 41
- 42
- 43
- 44
- 45
- 46
- 47
- 48
- 49
- 50
- 51
- 52
- 53
- 54
- 55
- 56
- 57
- 58
- 59
- 60
- 61
- 62
- 63
- 64

AUSTIN 90 ✓

- ✓ 100
- ✓ 80
- ✓ 70
- ✓ 60
- ✓ 50
- ✓ 40
- ✓ 30
- ✓ 20
- ✓ 10
- ✓ 0





## Beispiele für selbst erstellte Arbeitsblätter


15. 12. 09 Hausübung Name \_\_\_\_\_


Male die Plättchen rot oder blau an und schreib die passende Plusaufgabe darunter.


Immer 8

  
5+3


  
3+5


  
4+4


  
8+0


  
1+7


  
7+1


  
0+8


  
2+6


  
6+2 ✓


Immer 9

  
9+0


  
0+9


  
5+4


  
4+5


  
8+1


  

  
1+8


  
3+6


  
6+3


  
2+7


  
7+2 ✓


Immer 10 Zeichne selbst hier und auf der Rückseite! — — ↓ — — — — →  
Super!

  
5+5

  
6+4

  
10+0

  
0+10

  
4+6

Male und schreib!

Name \_\_\_\_\_



$$5 + 1 = 6$$

$$6 + 1 = 7$$

$$1 + 2 = 3$$

$$1 + 4 = 5$$



$$3 + 1 = 4$$

$$1 + 0 = 1$$

$$7 + 1 = 8$$

$$1 + 0 = 1$$



$$8 + 1 = 9$$

$$1 + 5 = 6$$

$$4 + 1 = 5$$

$$9 + 1 = 10$$

Eigene Beispiele:



$$1 + 5 = 6 \quad 5 + 1 = 6 \quad 5 + 2 = 7$$


$$2 + 5 = 7 \quad 7 + 1 = 8 \quad 1 + 7 = 8$$

$$1 + 2 = 3 \quad 2 + 1 = 3 \quad 9 + 1 = 10$$

$$8 + 1 = 9 \quad 1 + 9 = 10 \quad 3 + 1 = 4$$



Das Krokodil frisst immer viel!




4 > 3

6 > 3

8 > 4

10 > 7

7 > 2



3 < 5

1 < 10

4 < 6

2 < 5

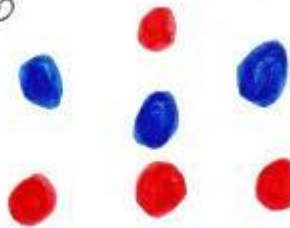
3 < 4



19.2.10

Spiegeln

7




14

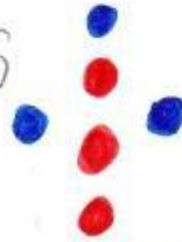
DEBBIE

DEBBIE

7



6



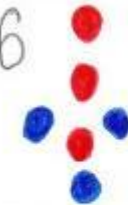
12

3

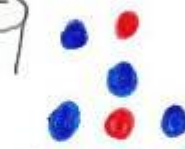


6

6

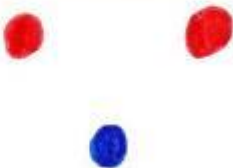


9




18


3



9



5




10



5




4




8

8




16

4

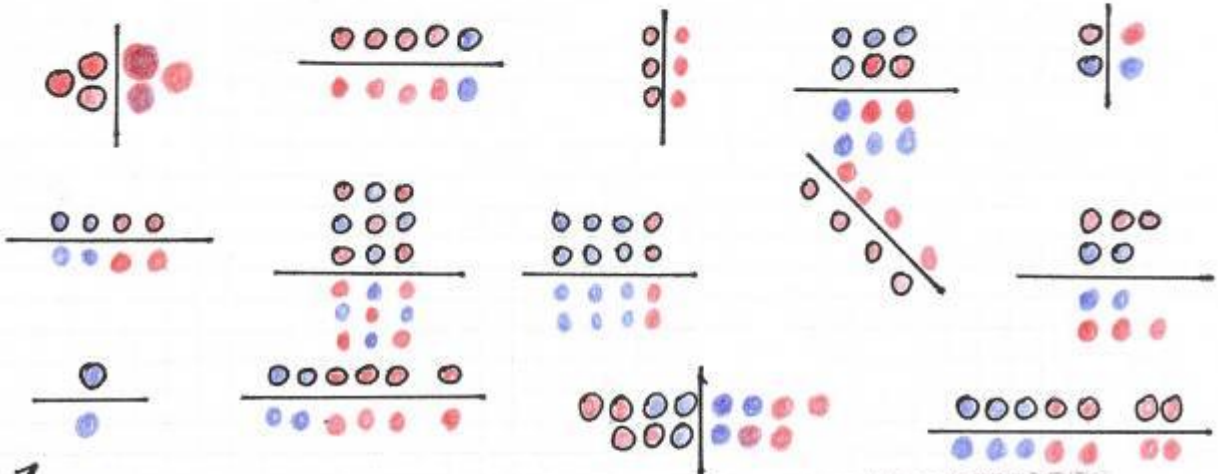


8



Super!

22.2.10 Wir verdoppeln mit dem Spiegel !



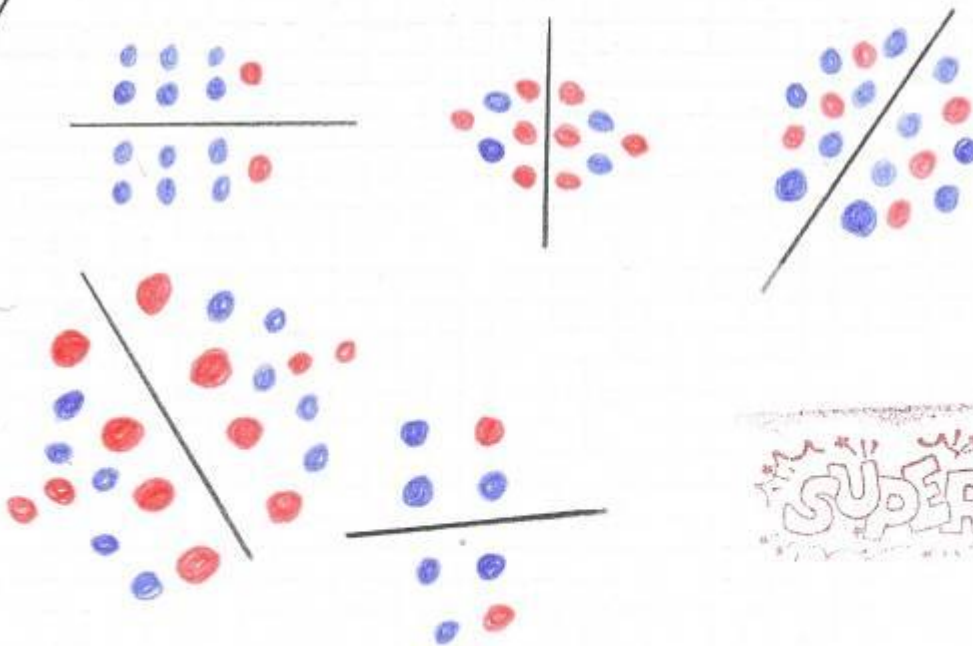
↑

Zeichne, was du im Spiegel siehst !

**SUPER!**

Zeichne selber solche Spiegelbilder !

↓




**SUPER!**

24. 2. 2010

# Verdoppeln


AUSTIN



$$1 + 1 = 2$$

$$1 + 2 = 3$$

$$1 + 3 = 4 \checkmark$$



$$4 + 4 = 8$$

$$4 + 5 = 9$$

$$4 + 6 = 10 \checkmark$$



$$5 + 5 = 10$$

$$5 + 6 = 11$$


$$5 + 7 = 12 \checkmark$$



$$6 + 6 = 12$$


$$6 + 7 = 13$$

$$6 + 8 = 14 \checkmark$$



$$8 + 8 = 16$$


$$8 + 9 = 17 \checkmark$$



$$3 + 3 = 6$$

$$3 + 4 = 7$$


$$3 + 5 = 8$$



$$2 + 2 = 4$$

$$2 + 3 = 5$$

$$2 + 4 = 6 \checkmark$$



$$7 + 7 = 14$$

$$7 + 8 = 15$$

$$7 + 9 = 16 \checkmark$$



$$10 + 10 = 20 \checkmark$$



$$9 + 9 = 18$$

$$9 + 10 = 19 \checkmark$$



Tüchtig



25.2.10 Reche geschickt!

$2+2=4$

$4+4=8$

$5+5=10$

$2+3=5$

$4+5=9$

$5+4=9$

$2+1=3$

$4+3=7$

$5+6=11$

$3+3=6$

$6+6=12$

$1+1=2$

$3+2=5$

$6+5=11$

$1+2=3$

$3+4=7$

$6+7=13$

$1+3=4$

Schreib selbst solche Rechnungen auf!

↓

$2+2=4$

$1+0=1$

$7+0=7$

$2+3=5$

$1+1=2$

$7+1=8$

$2+4=6$

$1+2=3$

$7+2=9$

$10+0=10$

$10+3=13$

$10+6=16$

$10+1=11$

$10+4=14$

$10+7=17$

$10+2=12$

$10+5=15$

$10+8=18$

$10+9=19$

$20+2=22$

$20+5=25$

$10+10=20$

$20+3=23$

$20+6=26$

$20+1=21$

$20+4=24$

$20+7=27$

$20+8=28$

$20+10=30$

$30+2=32$

$20+9=29$

$30+1=31$

$30+3=33$

$$1+2+2 + 10 + 1+1+2+1$$

5      5 5      5

$$5 + 5 + 5 + 5 = 20$$

$$2+1+2 + 10 + 15$$

5      5 5      5+5+5

$$5 + 5 + 5 + 5 + 5 + 5 = 30$$

**SUPER!**

v. Debbie Fertig



22.3.2010

Name

Pezi operiert 5er aus den Zahlen

7	9	6	10	8	11
^	^	^	^	^	^
2+5	4+5	1+5	5+5	3+5	5+5+1 ✓

Pezi nimmt 5er zusammen

$$5+5+2+5+3+5+5$$

$\swarrow$        $\swarrow$        $\swarrow$   
 10      5      10 ✓

$$5+4+1+5+3+2$$

$\swarrow$        $\swarrow$        $\swarrow$        $\swarrow$   
 5      5      5      5 ✓

$$1+5+4+2+3+5$$

$\swarrow$        $\swarrow$        $\swarrow$        $\swarrow$   
 5      5      5      5 ✓

$$5+1+5+4+5+2+3$$

$\swarrow$        $\swarrow$        $\swarrow$        $\swarrow$        $\swarrow$   
 5      5      5      5      5 ✓

Schreib selbst solche Reihen auf!

7	9	6	10	8	11
^	^	^	^	^	^
2+5	4+5	1+5	5+5	3+5	5+5+1

$$5+5+2+5+3+5+5 \quad \checkmark \quad \text{Super!}$$

$\swarrow$        $\swarrow$        $\swarrow$   
 10      5      10

# Hausübung am 3. Mai 2010

Name \_\_\_\_\_

Verdoppeln:

$1 + 1 = 2$

$4 + 4 = 8$

$7 + 7 = 14$

$10 + 10 = 20$

$2 + 2 = 4$

$5 + 5 = 10$

$8 + 8 = 16$

$11 + 11 = 22$

$3 + 3 = 6$

$6 + 6 = 12$

$9 + 9 = 18$

$12 + 12 = 24$

$2 + 2 = 4$

$4 + 4 = 8$

$6 + 6 = 12$

$10 + 10 = 20$

$5 + 5 = 10$

$9 + 9 = 18$

$1 + 1 = 2$

$4 + 4 = 8$

$3 + 3 = 6$

$7 + 7 = 14$

$8 + 8 = 16$

$8 + 8 = 16$

$4 = 2 + 2$

$10 = 5 + 5$

$16 = 8 + 8$

$10 = 5 + 5$

$6 = 3 + 3$

$12 = 6 + 6$

$18 = 9 + 9$

$8 = 4 + 4$

$8 = 4 + 4$

$14 = 7 + 7$

$20 = 10 + 10$

$4 = 2 + 2$

Denk bei den folgenden Minusrechnungen an die Verdopplungen!

$2 - 1 = 1$

$8 - 4 = 4$

$14 - 7 = 7$

$20 - 10 = 10$

$4 - 2 = 2$

$10 - 5 = 5$

$16 - 8 = 8$

$22 - 11 = 11$

$6 - 3 = 3$

$12 - 6 = 6$

$18 - 9 = 9$

$24 - 12 = 12$

$8 - 4 = 4$

Schreib nun selbst solche Rechnungen auf!

$6 - 3 = 3$

$6 - 3 = 3$

$10 - 5 = 5$

$14 - 7 = 7$

Wichtig!



$20 - 10 = 10$

$16 - 8 = 8$

$10 - 5 = 5$

$16 - 8 = 8$

$8 - 4 = 4$